

Signify Classified - Internal  
Cooper Lighting Solutions Photometric Lab  
1121 Highway 74 South  
Peachtree City, GA 30269



Scaled data based on original data using  
LM-79-08 Approved Method: Electrical and Photometric Measurements of Solid-  
State Lighting Products

Test Report Prepared for  
Cooper Lighting Solutions  
(formerly Eaton)

Brand: STREETWORKS

Report Number: P867491

Luminaire Tested: **MEM2-HTN-SA-40-750-U-T2R**

Issue Date: 08/21/2024



**Test Information**

Test Method: LM-79-08  
Report Number: P867491  
Test Lab: INNOVATION CENTER(G3)  
Issue Date: 08/21/2024  
Manufacturer: COOPER LIGHTING SOLUTIONS (FORMERLY EATON)  
Product Line: STREETWORKS  
Catalog Number: MEM2-HTN-SA-40-750-U-T2R  
Description: EPIC MODERN TALL HOUSING DISCRETE LED ARRAYS 40W 70CRI 5000K  
FIXTURE w/ TYPE II ROADWAY DISTRIBUTION OPTIC  
Light Source: (10) 5000K CCT, 70 CRI LEDS  
Ballast/Driver: ELECTRONIC DRIVER

**Summary**

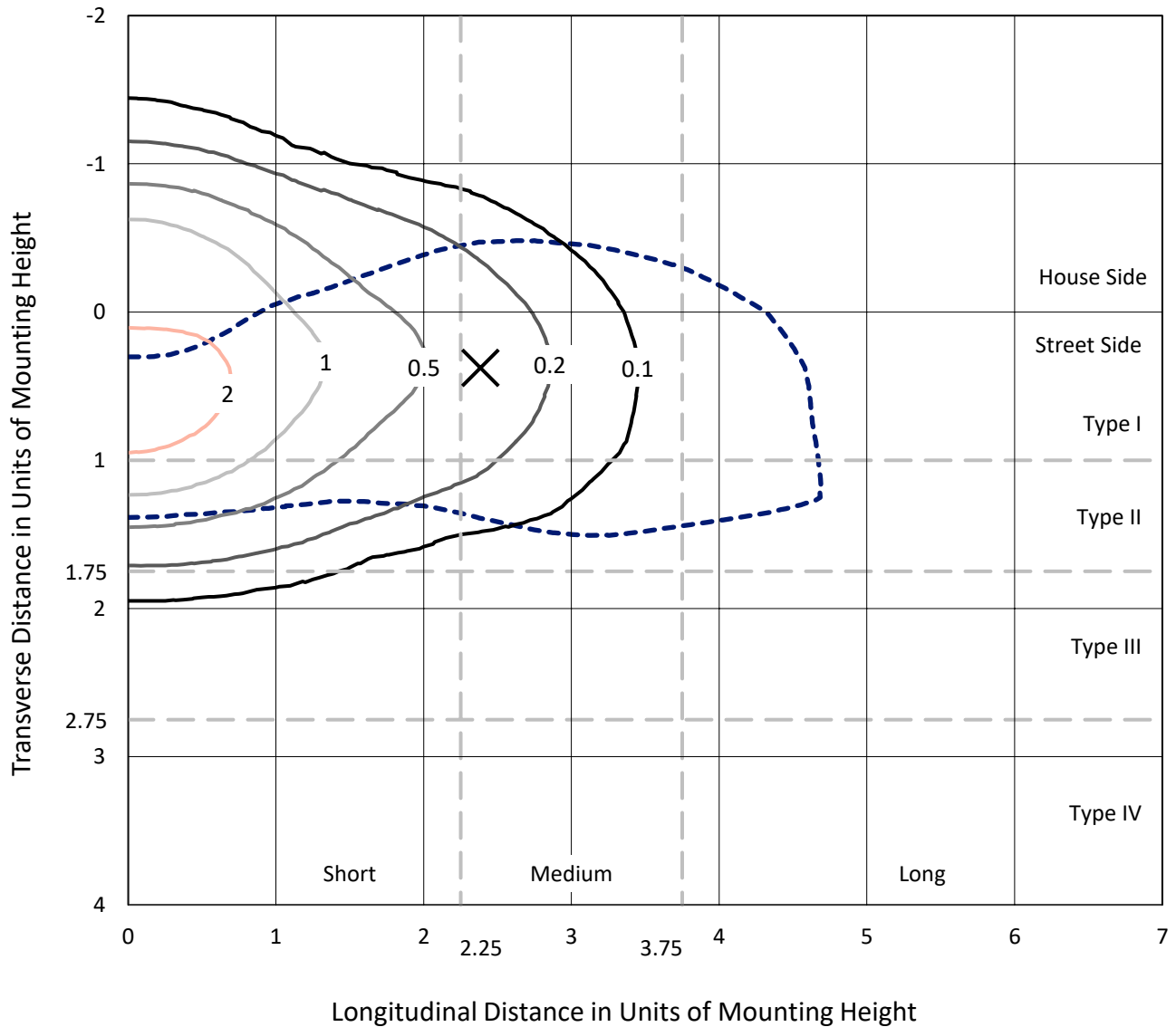
Lumens per Lamp: N/A  
Luminaire Lumens: 4917.7 lumens  
Efficiency: N/A  
Efficacy: 149.9 lumens/watt  
Luminous Opening: Rectangular (W 0.33' x L: 0.33' x H: 0')  
IES Classification: Type II - Medium  
BUG Rating: B1 - U0 - G1

Input Watts (W): 32.8  
Input Voltage (V): 120  
Input Current (A<sub>in</sub>): NR  
Voltage Rise (V): NR  
Power Factor: 0.99  
Total Harmonic Distortion (THDi): 9.76%  
Frequency (hertz): 60  
Stabilization Time: NR  
Operation Time: NR  
Ambient Temperature (°C): NR  
Test Distance: 24 FT

REPORT NUMBER: P867491  
 CATALOG NUMBER: MEM2-HTN-SA-40-750-U-T2R

### Iso-Footcandle Lines of Horizontal Illumination

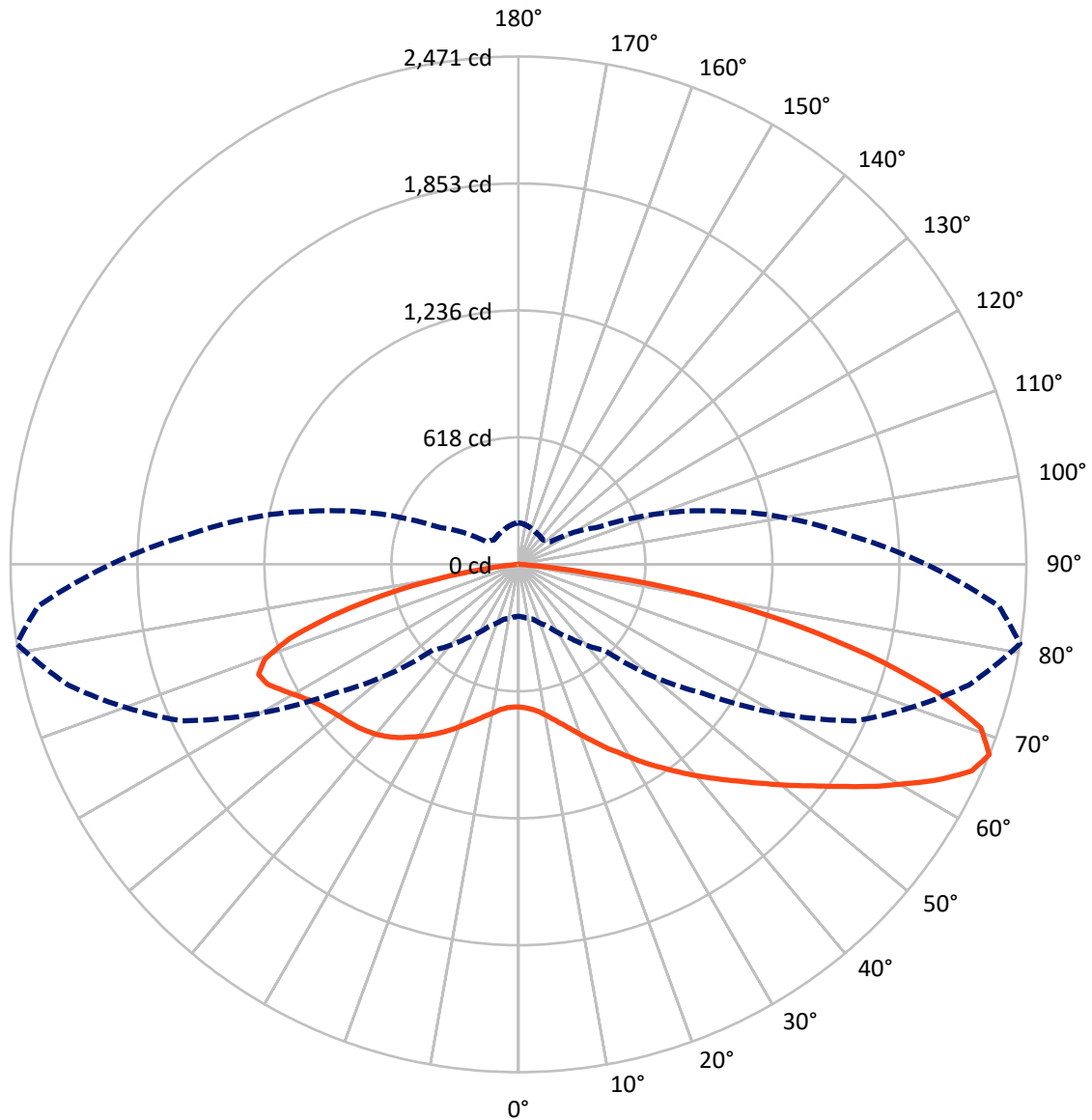
× Max cd  
 - - - 1/2 Max cd



Based on 20 foot mounting height. Maximum calculated value = 3.1 fc  
 Type II - Medium - N/A

REPORT NUMBER: P867491  
CATALOG NUMBER: MEM2-HTN-SA-40-750-U-T2R

### Luminous Intensity Polar Plot



— Vertical Plane Through 81-Deg Lateral    - - - Horizontal Cone Through 67.5-Deg Vertical

REPORT NUMBER: P867491  
 CATALOG NUMBER: MEM2-HTN-SA-40-750-U-T2R

**FLUX DISTRIBUTION:**

		Downward	Upward	Total
<b>House Side</b>	Lumens	1506.9	0.0	1506.9
	% Fixture	30.6	0.0	30.6
<b>Street Side</b>	Lumens	3410.8	0.0	3410.8
	% Fixture	69.4	0.0	69.4
<b>Total</b>	Lumens	4917.7	0.0	4917.7
	% Fixture	100.0	0.0	100.0

**ZONAL LUMENS:**

Zone	Lumens	% Fixture
0°-10°	70.8	1.4
10°-20°	251.3	5.1
20°-30°	500.6	10.2
30°-40°	786.4	16.0
40°-50°	975.3	19.8
50°-60°	953.4	19.4
60°-70°	801.7	16.3
70°-80°	509.4	10.4
80°-90°	68.8	1.4
90°-100°	0.0	0.0
100°-110°	0.0	0.0
110°-120°	0.0	0.0
120°-130°	0.0	0.0
130°-140°	0.0	0.0
140°-150°	0.0	0.0
150°-160°	0.0	0.0
160°-170°	0.0	0.0
170°-180°	0.0	0.0
0°-90°	4917.7	100.0
0°-180°	4917.7	100.0

**Coefficient of Utilization**

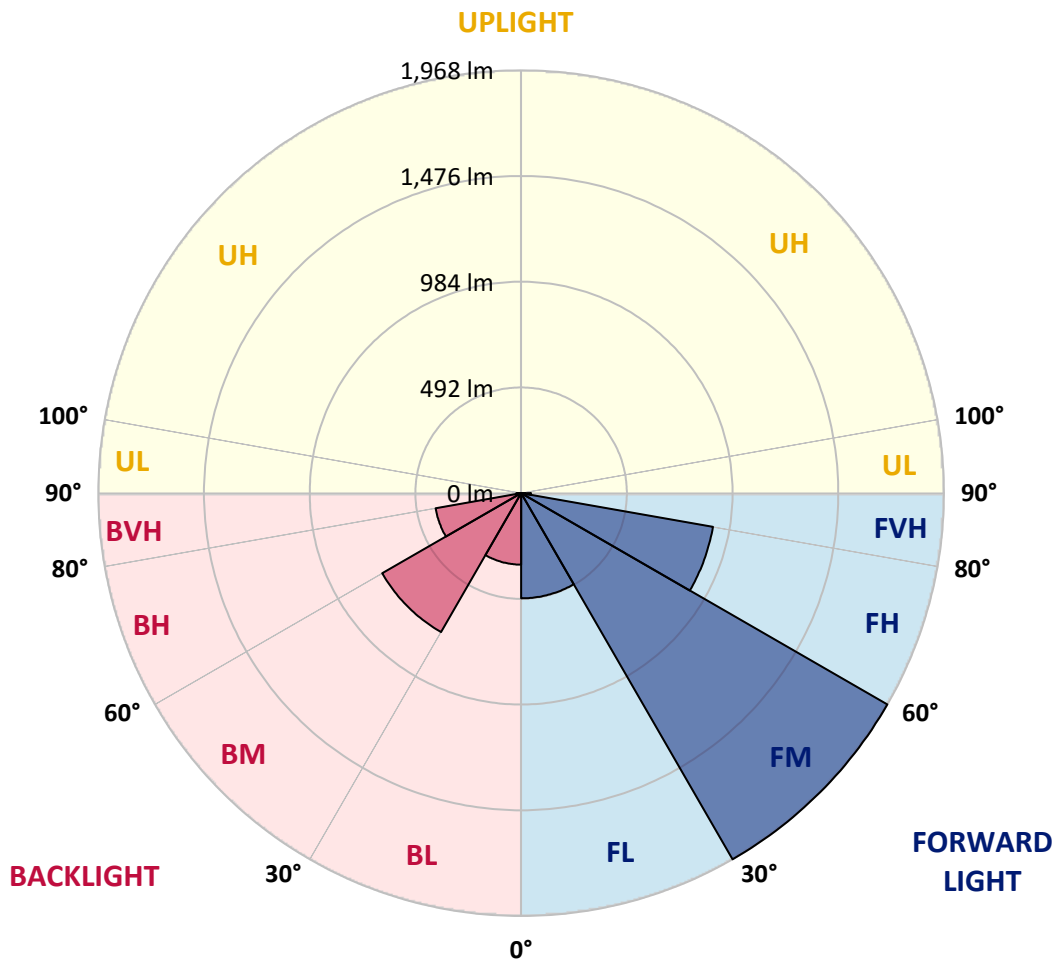


REPORT NUMBER: P867491  
 CATALOG NUMBER: MEM2-HTN-SA-40-750-U-T2R

**LUMINAIRE CLASSIFICATION SYSTEM LUMEN TABLE AND BUG RATING:**

Zone	Lumens	% Fixture	Zone Rating/Lumen Limit		
			B	U	G
FL (0°-30°)	489.8	10.0			
FM (30°-60°)	1968.2	40.0			
FH (60°-80°)	906.7	18.4			G1/1800
FVH (80°-90°)	46.1	0.9			G1/100
BL (0°-30°)	332.8	6.8	B1/500		
BM (30°-60°)	746.9	15.2	B1/1000		
BH (60°-80°)	404.5	8.2	B1/500		G1/500
BVH (80°-90°)	22.7	0.5			G1/100
UL (90°-100°)	0.0	0.0		U0/0	
UH (100°-180°)	0.0	0.0		U0/0	

**BUG Rating: B1-U0-G1**  
 Type II Medium





REPORT NUMBER: P867491

CATALOG NUMBER: MEM2-HTN-SA-40-750-U-T2R

**CANDELA DISTRIBUTION (FULL):**

	0°	5°	15°	25°	35°	45°	55°	65°	75°	81°	85°
0°	694.3	694.3	694.3	694.3	694.3	694.3	694.3	694.3	694.3	694.3	694.3
2.5°	718.7	717.7	717.7	709.9	709.9	707.9	708.9	703.1	700.1	699.2	698.2
5°	770.3	770.3	764.5	759.6	749.9	741.1	733.3	721.6	712.8	708.9	706.0
7.5°	848.4	842.5	840.6	825.9	805.5	787.9	772.3	746.9	730.4	724.5	720.6
10°	943.9	936.1	921.5	904.9	878.6	852.3	821.1	786.9	759.6	747.9	743.0
12.5°	1042.4	1031.7	1011.2	995.6	961.5	921.5	877.6	830.8	792.8	776.2	767.4
15°	1150.6	1144.8	1120.4	1089.2	1049.2	992.7	938.1	880.5	831.8	808.4	793.8
17.5°	1267.7	1258.9	1232.6	1194.5	1138.0	1070.7	1007.3	933.2	876.6	846.4	829.8
20°	1382.7	1380.8	1341.8	1305.7	1239.4	1155.5	1073.6	995.6	924.4	889.3	867.9
22.5°	1511.4	1498.8	1464.6	1413.9	1334.9	1257.9	1161.4	1060.0	976.1	935.1	910.8
25°	1645.0	1644.1	1602.1	1539.7	1447.1	1349.6	1245.2	1133.1	1037.5	987.8	955.6
27.5°	1810.8	1798.1	1744.5	1673.3	1566.1	1453.9	1333.0	1209.2	1096.0	1036.6	997.6
30°	1956.1	1952.2	1891.7	1811.8	1691.8	1558.3	1427.6	1295.0	1165.3	1095.1	1052.2
32.5°	2074.1	2069.2	2017.5	1937.6	1808.9	1670.4	1520.2	1375.9	1234.5	1158.4	1101.9
35°	2172.6	2164.8	2111.1	2031.2	1920.0	1779.6	1619.7	1460.7	1310.6	1217.9	1164.3
37.5°	2211.6	2204.8	2160.9	2094.6	1992.2	1863.5	1709.4	1554.4	1386.6	1285.2	1224.8
40°	2197.0	2193.1	2161.9	2116.0	2038.0	1930.7	1795.2	1651.9	1472.4	1356.4	1284.2
42.5°	2127.7	2127.7	2108.2	2084.8	2045.8	1968.8	1871.3	1745.5	1555.3	1427.6	1340.8
45°	2030.2	2026.3	2019.5	2010.7	2004.9	1975.6	1921.0	1826.4	1647.0	1505.6	1409.1
47.5°	1900.5	1903.4	1898.6	1902.5	1926.8	1945.4	1942.5	1901.5	1740.6	1591.4	1476.3
50°	1696.7	1710.4	1726.0	1771.8	1821.5	1873.2	1921.0	1955.1	1850.8	1688.9	1554.4
52.5°	1444.2	1450.0	1491.9	1600.2	1706.5	1774.7	1865.4	1979.5	1948.3	1790.3	1646.0
55°	1133.1	1143.8	1207.2	1360.3	1549.5	1680.1	1786.4	1968.8	2047.8	1906.4	1753.3
57.5°	812.3	819.1	920.5	1078.5	1325.2	1544.6	1696.7	1925.9	2127.7	2038.0	1863.5
60°	577.3	590.0	655.3	809.4	1046.3	1357.4	1614.8	1863.5	2201.8	2166.7	2007.8
62.5°	426.1	433.0	478.8	590.9	786.0	1101.9	1508.5	1817.6	2250.6	2305.2	2152.1
65°	320.8	323.7	354.9	432.0	588.0	812.3	1340.8	1808.9	2277.9	2423.2	2279.8
67.5°	252.6	257.4	276.9	329.6	437.8	590.9	1092.1	1803.0	2268.1	2471.0	2347.1
70°	212.6	213.6	228.2	257.4	327.6	425.2	816.2	1715.2	2213.5	2387.1	2284.7
72.5°	184.3	184.3	191.1	214.5	263.3	321.8	555.8	1505.6	2075.1	2132.6	2068.2
75°	149.2	148.2	159.9	182.3	211.6	247.7	373.5	1139.9	1784.5	1755.2	1702.6
77.5°	129.7	128.7	138.5	158.0	174.5	198.0	255.5	740.1	1404.2	1316.4	1283.3
80°	111.2	108.2	116.0	134.6	143.3	154.1	176.5	431.0	917.6	863.0	823.0
82.5°	83.9	77.0	75.1	90.7	96.5	89.7	89.7	151.1	333.5	336.4	311.1
85°	6.8	7.8	9.8	11.7	16.6	18.5	19.5	32.2	49.7	47.8	48.8
87.5°	1.0	1.0	1.0	2.0	2.0	2.9	2.9	2.9	3.9	3.9	3.9
90°	0.0	0.0	0.0	0.0	0.0	0.0	0.0	0.0	0.0	0.0	0.0



REPORT NUMBER: P867491

CATALOG NUMBER: MEM2-HTN-SA-40-750-U-T2R

**CANDELA DISTRIBUTION (continued):**

	90°	95°	105°	115°	125°	135°	145°	155°	165°	175°	180°
0°	694.3	694.3	694.3	694.3	694.3	694.3	694.3	694.3	694.3	694.3	694.3
2.5°	697.2	695.3	693.3	693.3	693.3	691.4	690.4	690.4	689.4	686.5	685.5
5°	704.0	701.1	698.2	698.2	698.2	697.2	696.2	697.2	696.2	693.3	692.3
7.5°	717.7	713.8	709.9	709.9	711.8	710.9	710.9	711.8	710.9	707.9	707.0
10°	737.2	731.3	729.4	729.4	731.3	730.4	729.4	729.4	728.4	723.5	725.5
12.5°	758.6	752.8	750.8	751.8	750.8	748.9	749.9	746.9	746.0	738.2	737.2
15°	786.0	779.1	775.2	776.2	773.3	769.4	765.5	763.5	759.6	752.8	750.8
17.5°	817.2	806.4	801.6	801.6	795.7	787.9	782.1	776.2	770.3	762.5	760.6
20°	847.4	837.6	829.8	827.9	816.2	803.5	792.8	783.0	776.2	767.4	765.5
22.5°	885.4	871.8	861.0	852.3	834.7	814.2	797.7	784.0	774.2	764.5	761.6
25°	925.4	905.9	888.3	871.8	847.4	818.1	794.7	775.2	762.5	751.8	749.9
27.5°	965.4	940.0	914.7	888.3	851.3	813.3	780.1	756.7	740.1	726.5	724.5
30°	1008.3	977.1	937.1	899.1	850.3	800.6	758.6	725.5	706.0	690.4	688.4
32.5°	1052.2	1013.2	958.5	906.9	845.4	782.1	727.4	692.3	668.0	650.4	645.5
35°	1100.9	1053.1	978.1	909.8	831.8	754.7	694.3	650.4	622.1	604.6	600.7
37.5°	1150.6	1090.2	990.7	907.8	812.3	722.6	651.4	606.5	573.4	549.0	545.1
40°	1201.4	1124.3	998.5	898.1	785.0	682.6	611.4	556.8	509.0	486.6	475.9
42.5°	1248.2	1155.5	1002.4	884.4	754.7	640.7	558.7	487.6	442.7	418.3	423.2
45°	1296.9	1184.8	1003.4	867.9	714.8	587.0	492.4	426.1	381.3	362.7	360.8
47.5°	1338.8	1209.2	1001.5	844.5	669.9	525.6	423.2	359.8	326.7	309.1	307.2
50°	1394.4	1236.5	998.5	817.2	611.4	455.4	358.8	307.2	276.9	263.3	262.3
52.5°	1450.0	1266.7	996.6	779.1	550.0	389.1	300.3	259.4	238.9	232.1	230.1
55°	1523.1	1303.7	997.6	735.2	479.8	320.8	254.5	226.2	215.5	212.6	212.6
57.5°	1607.0	1351.5	1003.4	686.5	406.6	265.2	221.4	208.7	207.7	209.7	210.6
60°	1708.4	1414.9	1015.1	635.8	339.3	224.3	201.9	200.9	203.8	210.6	212.6
62.5°	1822.5	1484.1	1029.7	569.5	275.0	197.0	191.1	195.0	198.9	206.7	207.7
65°	1922.9	1562.2	1038.5	506.1	230.1	181.4	184.3	186.2	196.0	206.7	206.7
67.5°	1983.4	1618.7	1005.4	426.1	192.1	167.7	173.6	179.4	190.1	199.9	201.9
70°	1962.9	1600.2	892.2	330.6	162.8	155.0	161.9	170.6	181.4	193.1	198.9
72.5°	1820.6	1468.5	724.5	240.9	141.4	143.3	152.1	163.8	173.6	186.2	194.1
75°	1522.2	1225.7	522.7	173.6	123.8	131.6	145.3	155.0	161.9	164.8	165.8
77.5°	1155.5	901.0	355.9	129.7	107.3	118.0	132.6	143.3	145.3	147.2	149.2
80°	754.7	573.4	200.9	90.7	81.9	96.5	108.2	119.9	116.0	121.9	123.8
82.5°	318.9	250.6	91.7	44.9	38.0	41.0	43.9	39.0	36.1	36.1	31.2
85°	41.9	32.2	13.7	5.9	4.9	2.9	2.9	2.9	2.0	2.0	2.0
87.5°	3.9	3.9	2.9	2.9	2.0	2.0	1.0	2.0	1.0	1.0	1.0
90°	0.0	0.0	0.0	0.0	0.0	0.0	0.0	0.0	0.0	0.0	0.0



LM-79-2019: Approved Method: Electrical and Photometric Measurements of Solid-  
State Lighting Products

Report Prepared for

Cooper Lighting Solutions

Streetworks

Report Number: SP1-2407-157-6

Test Date: 08/07/2024

Luminaire Tested: MEM2-HTN-SA-40-750-U-5WQ-2

Data in this report applies to families of products including MEM2-HTN-SA-40-750-U-5WQ-2

**Test Information**

Test Method: LM-79-2019  
 Report Number: SP1-2407-157-6  
 Test Lab: COOPER LIGHTING SOLUTIONS  
 Photometer: SP1 - 76IN SPHERE  
 Measurement Geometry: 4π  
 Issue Date: 08/20/2024  
 Manufacturer: COOPER LIGHTING SOLUTIONS  
 Product Line: Streetworks  
 Catalog Number: **MEM2-HTN-SA-40-750-U-5WQ-2**  
 Description: Epic Modern Light Square 40W 5WQ Optic and Flare Trim

**Spectral Parameters**

CCT (K): 5094  
 CIE u': 0.2082  
 CIE v': 0.4867  
 Duv: 0.0032  
 CIE x: 0.3430  
 CIE y: 0.3564  
 CIE z: 0.3006  
 Peak Wavelength (nm): 451  
 Dominant Wavelength (nm): 568  
 Purity: 9.86439  
 Rf: 73.7  
 Rg: 93

CRI (Ra):	72.0		
R1:	68.6	R9:	-39.6
R2:	78.1	R10:	47.6
R3:	84.6	R11:	68.2
R4:	71.6	R12:	41.4
R5:	69.6	R13:	70.4
R6:	69.4	R14:	91.4
R7:	80.9	R15:	61.4
R8:	53.1		



**Test Conditions**

Stabilization Time: 20M  
 Operation Time: 1H 20M  
 Sphere Temperature (°C): 24.2

REPORT NUMBER: SP1-2407-157-6

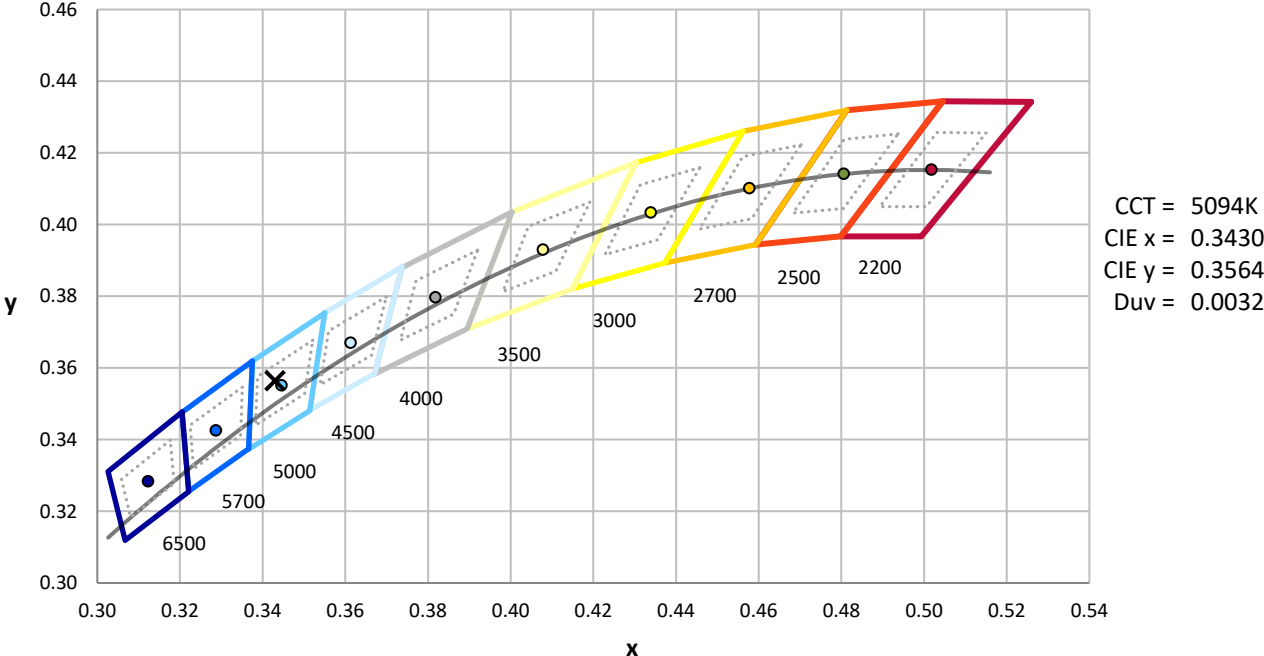
Measurement and Test Equipment			
Instrument	Identification Number	Calibration Date	Calibration Due Date
Photometer	IN0058	6/18/2024	12/18/2024
Power Meter	INXT2011004	2/8/2024	2/8/2025
AC Power Source	IN0063	10/24/2023	10/24/2024
DC Power Source	IN0208	10/24/2023	10/24/2024
Sphere Thermometer	IN0085	10/24/2023	10/24/2024
Room Thermometer	IN0046	10/24/2023	10/24/2024

REPORT NUMBER: SP1-2407-157-6

CIE 1931 Chromaticity Diagram



CIE 1931 Chromaticity Diagram with 2017 ANSI 7-Step and 4-Step Quadrangles



Point lies inside the ANSI 5000K 4-step quadrangle

REPORT NUMBER: SP1-2407-157-6

**Photopic Flux vs. Wavelength**



**Photopic Lumens: NR**

λ (nm)	Power W <sup>^</sup> /nm	Lumens (φ/nm)	λ (nm)	Power W <sup>^</sup> /nm	Lumens (φ/nm)	λ (nm)	Power W <sup>^</sup> /nm	Lumens (φ/nm)	λ (nm)	Power W <sup>^</sup> /nm	Lumens (φ/nm)	λ (nm)	Power W <sup>^</sup> /nm	Lumens (φ/nm)
360	0	NR	490	114	NR	620	361	NR	750	9	NR	880	0	NR
365	0	NR	495	145	NR	625	326	NR	755	8	NR	885	0	NR
370	0	NR	500	197	NR	630	294	NR	760	7	NR	890	0	NR
375	0	NR	505	259	NR	635	261	NR	765	6	NR	895	0	NR
380	0	NR	510	319	NR	640	232	NR	770	5	NR	900	0	NR
385	0	NR	515	373	NR	645	204	NR	775	4	NR	905	0	NR
390	0	NR	520	414	NR	650	179	NR	780	4	NR	910	0	NR
395	1	NR	525	445	NR	655	157	NR	785	3	NR	915	0	NR
400	3	NR	530	465	NR	660	136	NR	790	3	NR	920	0	NR
405	5	NR	535	482	NR	665	118	NR	795	2	NR	925	0	NR
410	9	NR	540	493	NR	670	102	NR	800	2	NR	930	0	NR
415	18	NR	545	505	NR	675	87	NR	805	2	NR	935	0	NR
420	36	NR	550	515	NR	680	75	NR	810	2	NR	940	0	NR
425	72	NR	555	527	NR	685	65	NR	815	1	NR	945	0	NR
430	134	NR	560	540	NR	690	56	NR	820	1	NR	950	0	NR
435	242	NR	565	550	NR	695	48	NR	825	1	NR	955	0	NR
440	407	NR	570	557	NR	700	41	NR	830	1	NR	960	0	NR
445	684	NR	575	561	NR	705	35	NR	835	1	NR	965	0	NR
450	988	NR	580	559	NR	710	30	NR	840	1	NR	970	0	NR
455	828	NR	585	551	NR	715	26	NR	845	1	NR	975	0	NR
460	473	NR	590	537	NR	720	22	NR	850	1	NR	980	0	NR
465	333	NR	595	516	NR	725	19	NR	855	0	NR	985	0	NR
470	232	NR	600	491	NR	730	16	NR	860	0	NR	990	0	NR
475	146	NR	605	461	NR	735	14	NR	865	0	NR	995	0	NR
480	113	NR	610	429	NR	740	12	NR	870	0	NR	1000	0	NR
485	106	NR	615	395	NR	745	10	NR	875	0	NR			

REPORT NUMBER: SP1-2407-157-6

**Scotopic Flux vs. Wavelength**



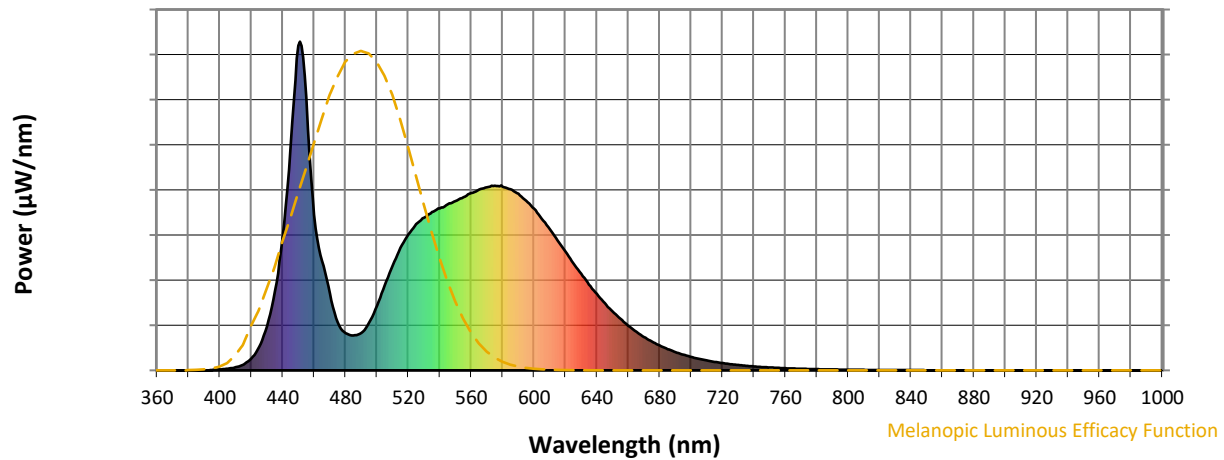
**Scotopic Lumens: NR**

**S/P: 1.81**

$\lambda$ (nm)	Power W <sup>^</sup> /nm	Lumens ( $\phi$ /nm)	$\lambda$ (nm)	Power W <sup>^</sup> /nm	Lumens ( $\phi$ /nm)	$\lambda$ (nm)	Power W <sup>^</sup> /nm	Lumens ( $\phi$ /nm)	$\lambda$ (nm)	Power W <sup>^</sup> /nm	Lumens ( $\phi$ /nm)	$\lambda$ (nm)	Power W <sup>^</sup> /nm	Lumens ( $\phi$ /nm)
360	0	NR	490	114	NR	620	361	NR	750	9	NR	880	0	NR
365	0	NR	495	145	NR	625	326	NR	755	8	NR	885	0	NR
370	0	NR	500	197	NR	630	294	NR	760	7	NR	890	0	NR
375	0	NR	505	259	NR	635	261	NR	765	6	NR	895	0	NR
380	0	NR	510	319	NR	640	232	NR	770	5	NR	900	0	NR
385	0	NR	515	373	NR	645	204	NR	775	4	NR	905	0	NR
390	0	NR	520	414	NR	650	179	NR	780	4	NR	910	0	NR
395	1	NR	525	445	NR	655	157	NR	785	3	NR	915	0	NR
400	3	NR	530	465	NR	660	136	NR	790	3	NR	920	0	NR
405	5	NR	535	482	NR	665	118	NR	795	2	NR	925	0	NR
410	9	NR	540	493	NR	670	102	NR	800	2	NR	930	0	NR
415	18	NR	545	505	NR	675	87	NR	805	2	NR	935	0	NR
420	36	NR	550	515	NR	680	75	NR	810	2	NR	940	0	NR
425	72	NR	555	527	NR	685	65	NR	815	1	NR	945	0	NR
430	134	NR	560	540	NR	690	56	NR	820	1	NR	950	0	NR
435	242	NR	565	550	NR	695	48	NR	825	1	NR	955	0	NR
440	407	NR	570	557	NR	700	41	NR	830	1	NR	960	0	NR
445	684	NR	575	561	NR	705	35	NR	835	1	NR	965	0	NR
450	988	NR	580	559	NR	710	30	NR	840	1	NR	970	0	NR
455	828	NR	585	551	NR	715	26	NR	845	1	NR	975	0	NR
460	473	NR	590	537	NR	720	22	NR	850	1	NR	980	0	NR
465	333	NR	595	516	NR	725	19	NR	855	0	NR	985	0	NR
470	232	NR	600	491	NR	730	16	NR	860	0	NR	990	0	NR
475	146	NR	605	461	NR	735	14	NR	865	0	NR	995	0	NR
480	113	NR	610	429	NR	740	12	NR	870	0	NR	1000	0	NR
485	106	NR	615	395	NR	745	10	NR	875	0	NR			

REPORT NUMBER: SP1-2407-157-6

Melanopic Flux vs. Wavelength



Melanopic Lumens: NR

M/P: 3.73

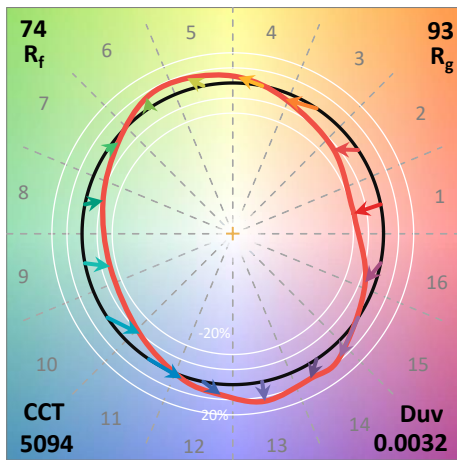
λ (nm)	Power W <sup>^</sup> /nm	Lumens (φ/nm)	λ (nm)	Power W <sup>^</sup> /nm	Lumens (φ/nm)	λ (nm)	Power W <sup>^</sup> /nm	Lumens (φ/nm)	λ (nm)	Power W <sup>^</sup> /nm	Lumens (φ/nm)	λ (nm)	Power W <sup>^</sup> /nm	Lumens (φ/nm)
360	0	NR	490	114	NR	620	361	NR	750	9	NR	880	0	NR
365	0	NR	495	145	NR	625	326	NR	755	8	NR	885	0	NR
370	0	NR	500	197	NR	630	294	NR	760	7	NR	890	0	NR
375	0	NR	505	259	NR	635	261	NR	765	6	NR	895	0	NR
380	0	NR	510	319	NR	640	232	NR	770	5	NR	900	0	NR
385	0	NR	515	373	NR	645	204	NR	775	4	NR	905	0	NR
390	0	NR	520	414	NR	650	179	NR	780	4	NR	910	0	NR
395	1	NR	525	445	NR	655	157	NR	785	3	NR	915	0	NR
400	3	NR	530	465	NR	660	136	NR	790	3	NR	920	0	NR
405	5	NR	535	482	NR	665	118	NR	795	2	NR	925	0	NR
410	9	NR	540	493	NR	670	102	NR	800	2	NR	930	0	NR
415	18	NR	545	505	NR	675	87	NR	805	2	NR	935	0	NR
420	36	NR	550	515	NR	680	75	NR	810	2	NR	940	0	NR
425	72	NR	555	527	NR	685	65	NR	815	1	NR	945	0	NR
430	134	NR	560	540	NR	690	56	NR	820	1	NR	950	0	NR
435	242	NR	565	550	NR	695	48	NR	825	1	NR	955	0	NR
440	407	NR	570	557	NR	700	41	NR	830	1	NR	960	0	NR
445	684	NR	575	561	NR	705	35	NR	835	1	NR	965	0	NR
450	988	NR	580	559	NR	710	30	NR	840	1	NR	970	0	NR
455	828	NR	585	551	NR	715	26	NR	845	1	NR	975	0	NR
460	473	NR	590	537	NR	720	22	NR	850	1	NR	980	0	NR
465	333	NR	595	516	NR	725	19	NR	855	0	NR	985	0	NR
470	232	NR	600	491	NR	730	16	NR	860	0	NR	990	0	NR
475	146	NR	605	461	NR	735	14	NR	865	0	NR	995	0	NR
480	113	NR	610	429	NR	740	12	NR	870	0	NR	1000	0	NR
485	106	NR	615	395	NR	745	10	NR	875	0	NR			

**Summary**

$R_f = 73.7$   
 $R_g = 93$   
 $CIE R_a = 72.0$   
 $R_9 = -39.6$



**Color Vector Graphics**



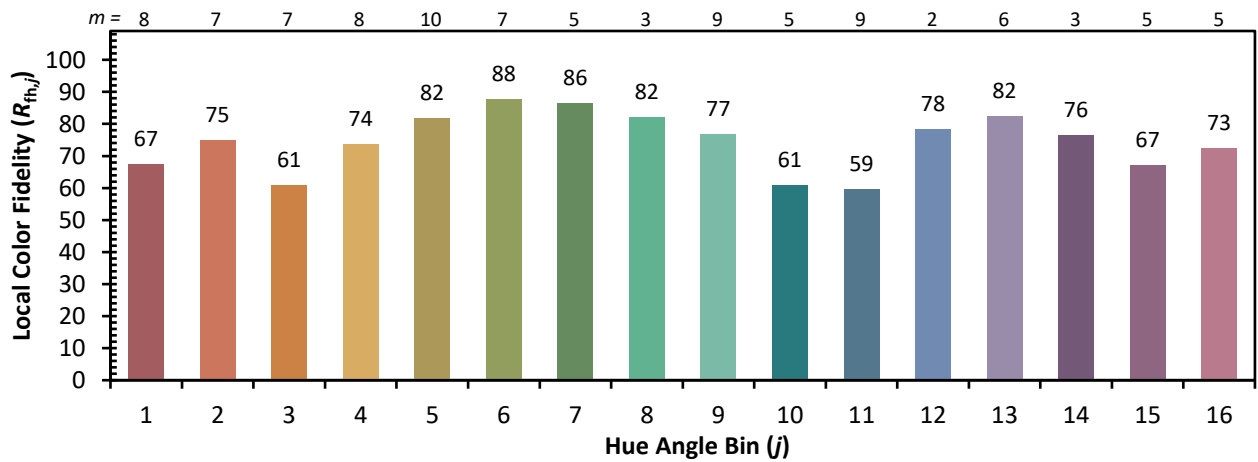


Individual Sample Fidelity Index ( $R_{f,i}$ )

CES01 = 85	CES26 = 62	CES51 = 90	CES76 = 50
CES02 = 59	CES27 = 88	CES52 = 89	CES77 = 67
CES03 = 30	CES28 = 80	CES53 = 79	CES78 = 53
CES04 = 69	CES29 = 69	CES54 = 84	CES79 = 80
CES05 = 46	CES30 = 88	CES55 = 83	CES80 = 77
CES06 = 50	CES31 = 72	CES56 = 74	CES81 = 78
CES07 = 38	CES32 = 62	CES57 = 73	CES82 = 90
CES08 = 38	CES33 = 82	CES58 = 73	CES83 = 90
CES09 = 29	CES34 = 69	CES59 = 86	CES84 = 85
CES10 = 72	CES35 = 83	CES60 = 88	CES85 = 77
CES11 = 56	CES36 = 87	CES61 = 82	CES86 = 75
CES12 = 61	CES37 = 78	CES62 = 81	CES87 = 76
CES13 = 41	CES38 = 98	CES63 = 73	CES88 = 81
CES14 = 74	CES39 = 96	CES64 = 63	CES89 = 72
CES15 = 70	CES40 = 91	CES65 = 60	CES90 = 80
CES16 = 46	CES41 = 96	CES66 = 56	CES91 = 71
CES17 = 49	CES42 = 79	CES67 = 53	CES92 = 58
CES18 = 55	CES43 = 78	CES68 = 63	CES93 = 74
CES19 = 71	CES44 = 99	CES69 = 72	CES94 = 52
CES20 = 63	CES45 = 86	CES70 = 55	CES95 = 64
CES21 = 85	CES46 = 85	CES71 = 46	CES96 = 76
CES22 = 77	CES47 = 89	CES72 = 82	CES97 = 86
CES23 = 91	CES48 = 80	CES73 = 45	CES98 = 76
CES24 = 90	CES49 = 83	CES74 = 90	CES99 = 62
CES25 = 71	CES50 = 89	CES75 = 48	



Color Rendition by Hue-Angle Bin



Measure Comparisons



(END OF REPORT)